



*The **Basic PR** series contains the following units:*

***BZ-PR45 /05**, cleans up to 45 sqm.*

***BZ-PR90 /10** cleans up to 90 sqm*

***BZ-PR180 /20**, cleans up to 180 sqm*

***BZ-PR270 /30**, cleans up to 270 sqm*

*All devices have remote control and timer. The device can be mounted on the wall.*

***NOTE!** If normal air cleaning without any impurities or odors, select a device for the exact right sqm surface. In case of impurities or odors, choose a larger size!*

## **The solution with BioZone**

Basic PR cleans and freshens the air. Removes contaminants, viruses, bacteria, mold spores and bad odours.

Select a Basic PR device that suits the rooms size. Select a larger size when problems arise.


## **Benefits**

People and animals feel better and have fewer health issues. Allergies are prevented. Unpleasant smells disappear.

## **Extra benefits**

You can stay in, for example, moldy rooms without any risk to your health, if for various reasons you can not fix the mold immediately.





# Applications

---

## **Problems**

We are increasingly exposed to pollution that damages our health. These pollutants can be divided into three groups: biological pollutants, poisonous gases and particles. Mold or moisture in the basement, pet, cigarette smoke, viruses and bacteria creates an unhealthy environment in the home that increases the risk of asthma and allergies.

## **BioZone Basic works well ..**


In homes or summer houses with mold problems in the basement or in the attic. At homeowners in order to get clean air at home, or to facilitate allergies. In schools, to classrooms and corridors with bad air. In large rooms where ventilation does not work satisfactorily. At the office of companies for better air for the employees. In conference rooms for a good work and meeting environment. In stores to freshen up the air. At animal clinics that have problems with bacteria and viruses.

### **Mold remediation**

Villas and holiday homes are often affected by mold spores and odor due to moisture damages in crawl spaces under the house, in the ground, at the concrete slab or attacks on woodwork for example in the attic. If and when the mold is removed, the mold spores are still left for some while. BioZone air purifier effectively removes mold spores and thus also the mold odor and is used by a number of major cleaning companies. BioZone also prevents additional mold growth. We have cleaned many villas and vacation homes from mold spores. BioZone removes mold spores from the air and allows people to use the facilities even if there is mold without risk to health. However, we always recommend that the main source will be removed.

### **Relief for you that suffers from allergy**

Chemicals, particles and/or mold spores are problems that can be the cause of the increase of asthma and allergies. BioZone air cleaner quickly improves the indoor environment.



# Applications

## **Nicotine Remediation**

With BioZone air cleaner mounted in the villa or the apartment, nicotine and cigarette smoke are continuously removed from the air. Placing BioZone air cleaner by elderly smokers gives home care staff a better working environment.

## **Nursing homes**

Bad smells and poor indoor air often occur in retirement homes. BioZone air purifier removes bacteria and bad smells and creates a good and balanced indoor environment in the retirement homes, both in common areas and in individual apartments or rooms.

## **Kitchens**

With BioZone Air Purifier, we remove bacteria from the kitchen and keep it continuously odorless. Everybody knows how important it is to keep the facilities clean and free from bacterias in a restaurant kitchen. Grease and dirt can be seen with the naked eye, but bacteria and mold spores are not visible in the same way. BioZone air purifier removes bacteria and mold spores from air and surfaces even in the small and narrow spaces that you can not access.

## **Cleansing of fire smoke**

After a fire, there are usually surrounding flats and facilities that has been smoke damaged. With BioZone Air Purifier, you can stay in your house or apartment while being cleaned from smoke damage. BioZone air purifier is highly effective against fire-fighting damage and is used by a number of major decontamination companies and the Swedish fire departments.

## **Hospital**

Bacterias is one of the major problems of healthcare. The spread of infection increases every year and causes major suffering and increased costs for society. BioZone air purifier removes bacteria from air and surfaces even in the small and narrow spaces that you can not access.

## **Bakeries**

In Bakeries there are many yeast spores and flour dust in the air. Viruses and bacteria spreads. BioZone air purifier cleans and freshens the air, removes contaminants, viruses, bacteria and bad smells. BioZone air purifier provides better quality and durability for the bread and better work enviroment for the employees. Allergies are prevented.



# Applications


---

## **Hairdressers**

Strong odors from chemicals cause irritation and health problems to both staff and customers. Attempts to improve the quality of the air often provide tight ventilation. With BioZone air purifier, the chemicals are reduced to a healthier level, which provides relief for all.

## **School environment**

BioZone solves problems with bad air in class rooms. The school's premises will have a clean and fresh air where students and teachers will feel alert. BioZone air cleaner freshens the rigid air that causes fatigue in computer rooms and dormitories, cleans the air and removes unwanted scents, such as in changing rooms and toilets / showers. BioZone air purifier removes mold spores from the air. BioZone air cleaner creates a good working environment for people with allergies.



# How does BioZone work?

---

Our indoor air today contains a variety of pollutants that affect our health. Carpets, plastic, insulation, cleaning products, sprays, textiles, dirty ventilation ducts etc. all create bad air.

The gases, bacteria, mold spores etc, spread from all this, gives a harmful indoor environment and contributes to allergies, asthma problems, fatigue and absence due to diseases. The indoor air of today is 2-10 times worse than the outdoor air, depending on the type of problems and locations.

Basic PR cleans the air in the home. Place it a bit higher on a shelf or cabinet where it fits, plug it into a regular power outlet and enjoy fresh and clean air without any pollution. Basic PR has a nice design and the sound level is negligible.

## **How does BioZone air purifier work?**

Air that passes inside a device is exposed to intense bactericidal UV light that breaks down organic pollutants. The special wavelengths of the UV light react with a catalyst (aluminum dioxide) and creates from the oxygen and the water in the air, a purifying plasma that kills bacteria, viruses, mold spores and reduces VOC (volatile chemical gases), and neutralizes bad odors. The plasma, that is, the ultra-air, is then blown back into space and brings with it the purifying photoplasma that seeks and destroys harmful pollutants (at the molecular level) in all areas.


Compared with passive air purification systems, which only can filter out contaminants and pollutants using a fan, an air purification systems based on plasma technology are much more effective when you want to clean the air in a whole room or stationary air that you will not be able to get through a filter.

Air purification systems based on plasma technology continuously operate because they are not clogged with dirt and do not require replacement or cleaning of any filters. These are environmentally friendly products that use oxygen and water molecules in the air.

Our technology relieves the air from an excess of positive ions to negative ions.

Before a thunderstorm, the air is filled with lots of positive ions. Thunderstorms are one of several ways nature uses to balance. When the thunder passes, a large amount of negative ions are released.

When negative ions are introduced into the indoor air, the airborne contaminating particles are drawn to each other, thereby becoming too heavy and falling down to the floor. Thus they are removed from the air and do not end up in the body via our lung system.



# Practical information

---

## **Location.**

Place the device as high as possible. You can place it on a shelf or cabinet or hook it up directly on the wall. Holes, to hook up the device, is prepared on the back. You can hang it upright or upside down, which ever suits you best.

Do not place the device on a metal surface (fridge, freezer, stereo).

Do not place the device in, for example, a window where the temperature is likely to rise above 40 degrees. The device can withstand up to 40 degrees Celsius and down to minus 20 degrees Celsius.

Place, if you can, the device near the supply air for maximum circulation of the photoplasma. Do not place the unit near the exhaust air outlet.

## **Safety**

Do not open the back cover without first turning off the device, since you should not look directly at the UV lamp when lit. The light you see on the front is just a reflection of the lamp.

Ensure that the air flow to the fan is not blocked.

If the device should fall into water, disconnect it! Do not put your hands in the water.

Do not use the device if the cord or plug is damaged.

Do not open the back cover of your device without first unplug the power cord.

Do not replace the adapter, make any changes or place heavy objects on the device.

Do not place the cord near heated surfaces.

Note that a small part of the population may be over-sensitive to ozone, even in very small amounts. Our products are well below the limit, but if you react by having cough or feeling dry in your throat, you can reduce the use of our products.

For example, clean the bedroom during the day and turn off the unit at night. Then you get clean air before the night, but do not risk being sensitive to the ozone.

This applies to a very small part of the population. Most people only feel good about the small level of ozone we produce in connection with our photocatalytic purification process. It is the same level as you can find outdoors on a regular sunny summer day.

## **The scent of the cleansing process**

Your unit produces a so-called, cleansing photoplasma, the fragrance of which can be compared to the fragrance of light metal, electricity or even clean sheets. The fragrance appears at the beginning when the device gets a lot of contaminants to fight. The fragrance can also come back later, when it starts to get clean in the room and then you can reduce the effect or use the appliance only occasionally. You can also reduce the scent by moving the air purifier to a place with better ventilation or circulation of the air. The scent indicates that the air pollution level is very low and that the plasma is no longer bound to the contaminants. You can always raise the level temporarily when the degree of pollution increases (increased number of persons or animals, smoke, etc.)

### UV-lamp replacement

After approximately one year of continuous use (2-3 years if the device is used occasionally) the power of the UV lamp decreases and it needs to be replaced. You also get an indication when the light under the word "POWER" starts to turn red.

Set the control to "Off" and disconnect the unit.

Make sure the lamp is cold

Unscrew the back piece to reach the lamp.

Remove the clips that hold the lamp. These you do not need to put back. (They are only ment to secure the original transportation from the factory.)

Carefully remove the lamp by pulling the lamp out of the socket.

Insert the new lamp without touching the glass with your fingers. (use only BioZone original lamps, the use of another lamp will void the warranty)

Replace the back cover, plug in and start the device. Make sure the UV light is on (blue or green light).

Now you can reset time calculator by pressing one end of a clip or a needle for 10 seconds in the small hole under the word "RESET". You must press until the lamp under "POWER" lights up and you can hear a click.

If you want to clean the fan, it is usually enough to spray with a standard compressed air spray.

**NOTE! Hazardous waste! The lamp is thrown in containers intended for lamps containing mercury.**

Unit	Lamp #
<b>BZ-PR45/05</b>	lamp # 10-08010
<b>BZ -PR90/10</b>	lamp # 10-08025
<b>BZ-PR180/20</b>	lamp # 10-08050
<b>BZ-PR270/30</b>	lamp # 10-08100

### Operating Costs

BioZone's devices include advanced electronics with its own unique power supply that ensures that the UV lamp can keep the wavelengths required for optimal air purification. BioZone uses 12V, making it safe to use.

BioZone air cleaner requires almost no maintenance (except for lamp replacements) and is easy to handle and cheap to own. The power consumption is less than 15W.

## **Managing Basic PR**

### **ON / OFF button**

Press once to start the device. Note that it takes a few seconds before the lamp indicator lights up. (The indicator is the small round window under the logo. The lamp under the word "POWER" will illuminate when the device is operating normally. When the lamp under the word "POWER" begins to turn red, it is time to replace the UV lamp in the device.

Press once again and the unit goes to night mode, meaning it is still cleaning, but all lights will go out. During night mode, however, the lamp under the word "POWER" will flash. Press again to turn the device off completely.

Note that the lights on the display and under the log can be blue or green and differ in strength depending on the individual device. This does not effect the capacity.

### **TIMER**

You can set the device for 2, 4 or 8 hours. After the specified time, it will stop until you set new time or turn it on for continuous operation. It goes continuously when the lamp under "ON" lights up.

### **FAN SPEED - LOW, MED and HIGH**

For example, use LOW in the bedroom for the least possible sound. Use MED for continuous operation in larger rooms. Use HIGH if you burn something in the oven or that something allergic is extra difficult for a while.

## **Maintenance**

Basic PR requires only a minimal amount of maintenance. If the device is in a very smokey or dusty environment we suggest you open the unit and clean the UV lamp with a soft cloth using alcohol (every 3 months). NOTE! The device should be unplugged and the lamp should be cold first. If you do not clean the lamp, the cleaning effect is gradually reduced.

## **Adapter**

The adapter comes with both EU and UK contact. If you need to change, push down the small latch next to the power plug and turn counter clockwise until the plug is unplugged. The new plug sits down into the hole and turns clockwise until you hear that the connector clicks.



## Specifications

Size	80x270x220 mm
Weight	approx. 1,5 kg
Cord length	2,8 m
Power consumption	< 15W
Ozone output	Accumulation will not exceed 0.04 ppm, if the device is used according to instructions.
Ion Generation	Photo ionization of negative ions.
Material	ABS, Aluminium Composite.
Remot Control	Portable Infrared Remote Controller (range up to 6 m)
Electrical input	12 V DC
Power Cord	AC/DC transformer, "B" type – center pin "+".
Temperatures between Manufacturing	-20 garder C to + 40 grader C.
Warranty	Made in China, EPA-approved factory. 1 year

## Complaints

**Before** you may return your BioZone, we would like you to investigate the following:

**The fan works but the lamp is not lit:**

Check that the lamp is securely placed in its holder by opening the cover at the back  
Check that the back cover is securely closed.

The device is equipped with a defense against overheating. It may have been activated.  
Disconnect the device and wait 30 minutes before attempting again.  
The lamp may be broken. Replace with a new one. Contact Us!

**Neither the fan nor the lamp works:**

Verify that the device is properly connected to the adapter and power cord.  
Make sure there is no fault in the power outage in your home.

**The lamp "Power" flashes red:**

If you have just changed the lamp and the unit starts flashing, you must press "reset" to stop the red blinking.

Or else

Verify that the device is properly connected to the adapter and power cord.

Make sure there is no fault in the power outage in your home.

Switch off the device and disconnect the power for 10 seconds and re-enable it.

If the lamp under the word "POWER" continues to flash red replace the UV lamp.

If none of the above works please contact us before returning, so that we can help you!



# Warranty

## *Warranty*

*The BioZone devices are manufactured and tested according to the latest methods. The carefully selected components and fabrication materials ensure you a carefree use.*

*We grant one (1) year product warranty on both the device and the lamp calculated from the date of purchase.*

*The purchase receipt or invoice is valid as a guarantee certificate.*

*The warranty does not apply if the appliance has become neglected, for example been dropped at the floor, has been exposed to water or if you have not used original lamps or original power sources.*

*The warranty does not apply unless the device is used in accordance with the instructions.*

*The warranty does not apply to damage caused by lightning strikes.*

*If you have any problems, contact us at +46 70 733 04 14, or via the website [www.biozone.zone](http://www.biozone.zone).*